



## Constant Contact Survey Results

**Survey Name:** Baltimore Recession Survey

**Response Status:** Partial & Completed

**Filter:** None

Jan 14, 2010 8:19:25 PM


Has your operating budget declined since last year? If so, by what percentage?

Answer	0%	100%	Number of Response(s)	Response Ratio
No			11	39.2 %
Under 10%			8	28.5 %
25 - 50%			6	21.4 %
over 50%			0	0.0 %
No Response(s)			3	10.7 %
<b>Totals</b>			<b>28</b>	<b>100%</b>





Have foundation funds decreased since last year? If so, by what percentage?

Answer	0%	100%	Number of Response(s)	Response Ratio
No			6	21.4 %
Under 10%			3	10.7 %
Under 25%			9	32.1 %
25 - 50%			7	25.0 %
over 50%			2	7.1 %
No Response(s)			1	3.5 %
<b>Totals</b>			<b>28</b>	<b>100%</b>




Have government funds decreased since last year? If so, by what percentage?

Answer	0%	100%	Number of Response(s)	Response Ratio
No			13	46.4 %
Under 10%			6	21.4 %
Under 25%			4	14.2 %
25 - 50%			1	3.5 %
over 50%			0	0.0 %
No Response(s)			4	14.2 %
<b>Totals</b>			<b>28</b>	<b>100%</b>

Has your organization laid off staff due to the recession? If so, how many people have you laid off?

Answer	0%	100%	Number of Response(s)	Response Ratio
No			18	66.6 %
Part-time Person			3	11.1 %
1 FTE			2	7.4 %
2 FTE			2	7.4 %
3 or more FTE			2	7.4 %
<b>Totals</b>			<b>27</b>	<b>100%</b>

Does your business depends on back financing (e.g., construction loans, mortgages)? If so, are they still available?

Answer	0%	100%	Number of Response(s)	Response Ratio
No, we don't need bank financing.			10	37.0 %
Yes, we need it and it is available.			11	40.7 %
Yes, we need it, but it is no longer available to us.			5	18.5 %
<b>Totals</b>			<b>27</b>	<b>100%</b>

Have you made budget adjustments in response to the recession? If so, please describe.

22 Response(s)

Has there been a change in the need for your organization's programs as a result of the recession?

Answer	0%	100%	Number of Response(s)	Response Ratio
Yes, major decrease in need for programs.			1	3.5 %
Yes, small decrease in need for programs.			2	7.1 %
No, same need for programs.			8	28.5 %
Yes, small increase in need for programs.			10	35.7 %
Yes, major increase in need for programs.			9	32.1 %
<b>Totals</b>			<b>28</b>	<b>100%</b>

Compared to last year, are you more or less able to provide programs to the communities that you serve?

Answer	0%	100%	Number of Response(s)	Response Ratio
Less able			7	25.0 %
About the same			17	60.7 %
More able			4	14.2 %
No Response(s)			0	0.0 %
<b>Totals</b>			<b>28</b>	<b>100%</b>

If you are less able to provide programs, what is (or will be) the impact on the communities you serve?

9 Response(s)

There is the possibility that some organizations will not survive the next 12 - 18 months. Have you considered this possibility, and how to preserve your organization and/or services?

Answer	0%	100%	Number of Response(s)	Response Ratio
No, have not considered this possibility.			8	29.6 %
Yes, exploring major changes in budget and services.			8	29.6 %
Yes, exploring shared services with other organization(s).			6	22.2 %
Yes, exploring merger with other organization(s).			2	7.4 %
Yes, considering other (please describe)			4	14.8 %
<b>Totals</b>			<b>27</b>	<b>100%</b>